

Welcome to your KENYU marine flooring experience!

In a few simple steps this form will introduce you to the various possibilities to customize your boat's decking and turn your vessel into an even more comfortable and truly unique piece. Take a moment to familiarize yourself with our three stages of a project: *measurement*, *material* and *installation*. In all these phases you always have the choice between the *full service by us* or our practice-proven *Do-It-Yourself* - solutions for your very personal project!



1: MEASUREMENT

With a little luck, your boat is already in our constantly growing database. In this case, we will send you a complete offer for your project and the corresponding design based on your selections on the following pages. If we do not yet have the dimensions of your boat's floor, we must first determine them. Either our technicians measure your boat at your place or at ours, you provide us with digital data yourself or you create your own templates in no time with the help of our KENYU - template kit which we can then digitize.

BOAT

Manufacturer: Model:

Modelyear:

Outboard
Engine

Inboard
Engine

IN CASE YOUR MODEL IS NOT YET IN OUR DATABASE:

I wish a KENYU technician to measure my boat digitally

I will send you the dimensions digitally as .DXF or .DWG file

i'll make templates myself! Please send me a KENYU - template kit size

S (ca 3sqm Foil)

M (ca 6sqm Foil)

L (ca 12sqm Foil)



2: MATERIAL OPTIONS - make your boat truly unique!

Now it's your choice in terms of material thickness, color variation, design and installation method. KENYU *LITE* comes in a thickness of 3mm (one layer of EVA), 7 different colors and 4 surface designs. KENYU *BASIC* is 6mm thick, available in 14 two-layer color combos and can be customized according to your wishes.



KENYU
LITE

CURRENT CHOICE

3mm



(see next page)

KENYU-Lite offers
3mm Thickness
one layer of EVA
single color
four different designs

COLOR




teak



cappuccino



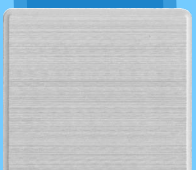
caramel



warm grey



black



light grey




dark grey


DESIGN




plain brushing



design "Frieze"




design "Teak"



design "Geo"

(see previous page)

COLOR




light grey over black



dark grey over black



anthracite over black



black over dark grey



light grey over white



dark grey single color



black single color



warm grey over black



sand over black



teak over black



cappuccino over black



teak over white




sand over teak




caramel over teak


DESIGN



design "Frieze"



design "Teak"



custom design

2a: Including graphic or lettering

Do you wish custom lettering, a logo or graphic included in your design? That's no problem! Just give us the motif and the desired location and we'll incorporate everything into your personal draft.

no logo/lettering

i'll send you a vector file

i'll send a picture for you to create a vector file from

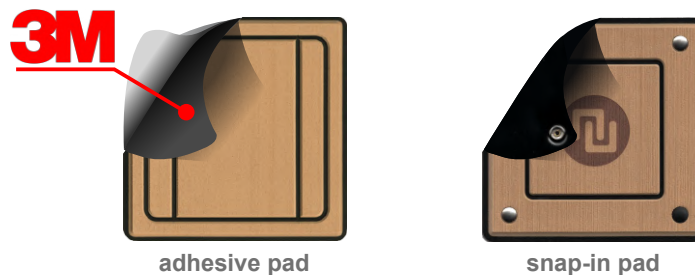


motif:

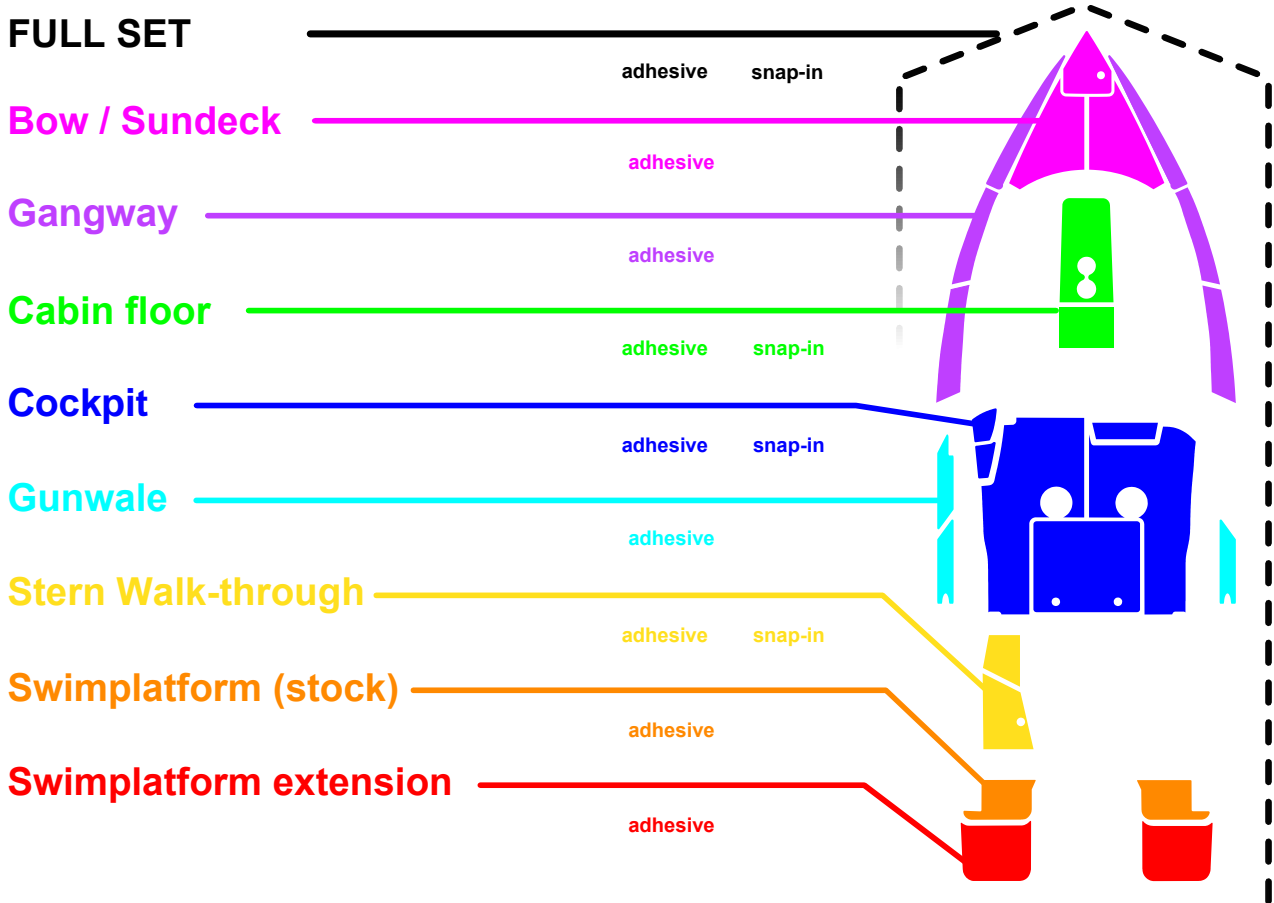
desired location:

2b: Area selection and type of installation

Based on the subareas you select, we will create your individual KENYU set on request. Each individual KENYU pad is delivered ready for installation with 3M adhesive and protective film on the back. For all interior areas of your boat, we also offer the KENYU decking as snap-in version with a robust 1.5mm PVC backing. Just tick the option "snap-in" and we will provide you with a quote that distinguishes the available areas in the snap-in version.



FULL SET



3: Installing the KENYU - Pads

With the help of our KENYU DIY-installation-kit our floors can be easily installed by yourself in a few hours. In addition to the necessary cleaner and primer by 3M the kit also contains all the tools needed and an instruction manual. Of course we also offer an installation by a KENYU technician.



I want the floor to be installed by a KENYU - technician

I've got this! (Please include the DIY-installation-kit in the quote)

4: nice to meet You! - your personal data

Thank you very much for your time so far. In order for us to be able to provide you with a non-binding offer and to plan possible on-site appointments, we still need a few brief details from you.

Name: _____

Road: _____ Number: _____

ZIP code: _____ City: _____ Country: _____

additional Contact Person: _____

Phone: _____ Email: _____

BOAT'S LOCATION

my adress (see above)

i'll bring my boat to KENYU

different

adress: Harbour: _____ Berth number: _____

Road: _____ Number: _____

ZIP code: _____ City: _____ Country: _____

SPECIAL REQUEST, QUESTIONS or IDEAS: _____

Thank you, you're almost done!

Save your projectsheet and send it to us via info@kenyu.de and we will get back to you as soon as possible. Either directly with a non binding quote, or to plan the next steps with you. Either way, we are looking forward to your project!



Features of KENYU decking

With its anti-slip surface, KENYU decking offers an innovative, comfortable and safe solution for refitted boat floors. A real alternative to classic decking.

KENYU floors are made of closed-cell EVA foam and has a UV resistance of 3000 UV hours.

KENYU - Features

- anti-slip surface Class C according to DIN 51097
- grippy in wet surroundings
- barfeet-friendly and comfortable to the touch
- Shock absorption, noise suppression
- adhesive or snap-in
- low dead weight
- stays cool to the touch
- easy to clean
- wide range of colors
- individual adjustments and designs possible without problems

KENYU - Maintenance instructions

- remove coarse soiling promptly
- vacuum clean
- brush off with soft brush
- rinse with plenty of clean water

Things that can harm KENYU - decking

- hard, sharp or pointed objects
- strong, punctual pressure (e.g. high-pressure cleaner)
- strong mechanical forces
- Temperatures above 70°C (e.g. focused sunlight / lense effects)
- aggressive cleaning agents